
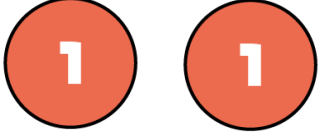

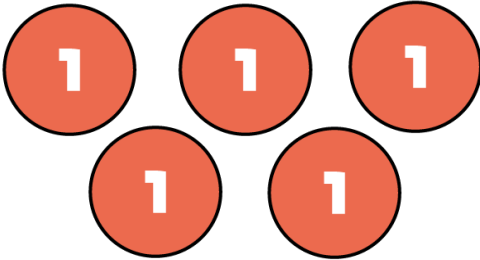


The bottom place value chart uses more counters, so it must be the greatest number.

Tens	Ones
	
Tens	Ones
	

False

The top chart represents 32

The bottom chart represents 25

So the top chart represents the greater number.