

Home Learning activities - please read through the following days and complete the activities. Make sure children are using their Fred talk when writing sentences and just remind them to use Fred fingers and finger spaces! Do not write out sentences for children to copy or trace over, encourage them to sound out using their phonics. You can complete work into homework books, or take photos and upload onto tapestry. Any questions, please Dojo!

Week 7 18.5.20 Day	Reading	Phonics	Name writing	Letter formation	Maths <u>One more and one less</u>	Red words and writing	<u>All about me</u>	Exercise and yoga	10 activities!
Monday	Read for 15 minutes together. Fill in and sign the reading record book	Practise speed sounds using your sound/alphabet mats. Point to and say each sound in and out of order. Play – make a word to practise segmenting. Use phase 2 or phase 3. https://learn.readwithphonics.com/school/phonics-games/make-a-word?phase=2	Practise writing my full name and the names of my family members	Practise writing curly letters a, c, d, g, o, q, s, e, f	Ask your grown-up to tell you a number. Place this number of raisins or cereal pieces on your plate. If your grown-up says 'one more', can you add one more and say the number you have? If your grown-up says 'one less', can you eat one then count the number you have left?	Practise reading and writing the words on your word walls. Practise reading all words on all word walls in and out of order. You could have them written out and cut up and read them quickly as flashcards.	Look at some family photographs and photos of yourself when you were a baby up until now. Talk about your family photos with your family. Where were the photos taken? How old were you? Joe Wicks – The Body Coach https://www.youtube.com/channel/UCAxW1XT0iEJo0TYIRfn6rYQ Cosmic Kids Yoga Channel https://www.youtube.com/user/CosmicKidsYoga	Choose videos from the links below each day! There are a wide range of choices to choose from on these channels! 1. Can you pat your head and rub your tummy at the same time? 2. Play some family board games! 3. Do some cooking as a family. 4. Have a karaoke night and sing all your favourite songs. 5. Have a tea party. Help make some sandwiches and cakes. What ingredients do	

Home Learning activities - please read through the following days and complete the activities. Make sure children are using their Fred talk when writing sentences and just remind them to use Fred fingers and finger spaces! Do not write out sentences for children to copy or trace over, encourage them to sound out using their phonics. You can complete work into homework books, or take photos and upload onto tapestry. Any questions, please Dojo!

Tuesday	Read for 15 minutes together. Fill in and sign the reading record book	Practise speed sounds using your sound/alphabet mats. Point to and say each sound in and out of order. Play – make a word to practise segmenting. Use phase 2 or phase 3. https://learn.readwithphonics.com/school/phonics-games/make-a-word?phase=2	Practise writing my full name and the names of my family members	Practise writing robot arm letters b, h, k, m, n, r, p	There are 6 frogs on a log. One jumps into the pond. How many frogs are left on the log? Can you draw a picture to show the number of frogs?	Practise reading and writing the words on your word walls. Spelling – have a grown up read out the words on word wall 1 and have a go at writing as many as you can! Tick the ones you got right and fix any others!	Look at yourself in a mirror. What colour is your hair? Is it short, long, curly or straight? What colour are your eyes? Draw or paint a self portrait.		you need? What equipment do you need? 6. Bubble sock experiment – have a bottle, a sock, some washing up liquid and water to make bubble snakes. https://pagingfunmums.com/2013/08/13/diy-sock-bubble-blower-2/
Wednes day	Read for 15 minutes together. Fill in and sign the reading record book	Practise speed sounds using your sound/alphabet mats. Point to and say each sound in and out of order. Read the words – if they are real words, drag them to the book, if they are alien words, drag them to the alien! https://learn.readwithphonics.com/school/p	Practise writing my full name and the names of my family members	Practise writing ladder letters – l, i, j, t, u, y	Ask a grown-up to place some small toys in front of them and say how many they have. Can you count out a group of toys that is one more? Can you say what is one less?	Practise reading and writing the words on your word walls. Spelling – have a grown up read out the words on word wall 2 and have a go at writing as many as you can! Tick the ones you got right and fix any others!	Use some paint and have everyone in your house make a painted handprint picture. Talk about your handprints – whose is the biggest? Whose is the smallest? You could keep your family handprint picture and frame it!		7. Make finger puppets, sock puppets or stick puppets and create your own puppet show. You could using cardboard to make a puppet theatre too! 8. Make a necklace or bracelet using

Home Learning activities - please read through the following days and complete the activities. Make sure children are using their Fred talk when writing sentences and just remind them to use Fred fingers and finger spaces! Do not write out sentences for children to copy or trace over, encourage them to sound out using their phonics. You can complete work into homework books, or take photos and upload onto tapestry. Any questions, please Dojo!

		honics-games/alien-words?phase=2							string and beads or pasta.
Thursday	Read for 15 minutes together. Fill in and sign the reading record book	<p>Practise speed sounds using your sound/alphabet mats. Point to and say each sound in and out of order.</p> <p>Read the words – if they are real words, drag them to the book, if they are alien words, drag them to the alien!</p> <p>https://learn.readwithphonics.com/school/phonics-games/alien-words?phase=2</p>	Practise writing my full name and the names of my family members	Practise writing zigzag letters – v, w, z, x	Build a tower with 7 bricks. Can you build two more towers of bricks, one that uses one less than 7 bricks and one that uses one more than 7? Can you put these in an order? What do you notice?	<p>Practise reading and writing the words on your word walls.</p> <p>Spelling – have a grown up read out the words on word wall 3 and have a go at writing as many as you can! Tick the ones you got right and fix any others!</p>	<p>Talk to your grown-ups about things you are good at. What do you really enjoy? What would you like to be when you grow up? Draw a picture of the things you are good at and what you would like to be when you grow up. You could write a sentence too!</p>		<p>9. Go on a colour hunt in your house. What colour can you find the most?</p> <p>10. Tell some jokes to make each other laugh!</p>
Friday	Read for 15 minutes together. Fill in and sign the reading record book	<p>Practise speed sounds using your sound/alphabet mats. Point to and say each sound in and out of order.</p> <p>Play find the phonics sound</p>	Practise writing my full name and the names of my family members	Practise writing letters – any that need practising from the week	Ask a grown-up to draw a spotty snake. How many spots does it have? Can you count them? Can you draw a snake that	<p>Practise reading and writing the words on your word walls.</p> <p>Spelling – have a grown up read out the words on word wall 4 and have a go at</p>	<p>What is your favourite food? What is your favourite colour? What is your favourite animal? Think about all the different things that make you special and create</p>		

Home Learning activities - please read through the following days and complete the activities. Make sure children are using their Fred talk when writing sentences and just remind them to use Fred fingers and finger spaces! Do not write out sentences for children to copy or trace over, encourage them to sound out using their phonics. You can complete work into homework books, or take photos and upload onto tapestry. Any questions, please Dojo!

		https://learn.readwithphonics.com/school/phonics-games/find-the-sound			has one less spot? Can you draw a snake that has one more spot?	writing as many as you can! Tick the ones you got right and fix any others!	a poster all about you!		
--	--	---	--	--	---	---	-------------------------	--	--






Home Learning activities - please read through the following days and complete the activities. Make sure children are using their Fred talk when writing sentences and just remind them to use Fred fingers and finger spaces! Do not write out sentences for children to copy or trace over, encourage them to sound out using their phonics. You can complete work into homework books, or take photos and upload onto tapestry. Any questions, please Dojo!

m	i	c	e	j	z
a	n	k	l	v	ch
s	p	u	h	y	qu
d	g	b	sh	w	x
t	o	f	r	th	ng nk

Home Learning activities - please read through the following days and complete the activities. Make sure children are using their Fred talk when writing sentences and just remind them to use Fred fingers and finger spaces! Do not write out sentences for children to copy or trace over, encourage them to sound out using their phonics. You can complete work into homework books, or take photos and upload onto tapestry. Any questions, please Dojo!



Speed Sounds Set 2


ay 	ee 	igh 	ow 	oo 
---	---	--	---	---

oo 	ar 	or 	air 	ir 
---	---	---	--	---

Speed Sounds Set 3

ea 	oi 
--	--

ou 	oy 
---	---

a-e 	i-e 	o-e 	u-e 	aw 
--	--	--	--	---

are 	ur 	er 	ow 	ai 
--	---	---	---	---

oa 	ew 	ire 	ear 	ure 
---	---	--	--	--

Home Learning activities - please read through the following days and complete the activities. Make sure children are using their Fred talk when writing sentences and just remind them to use Fred fingers and finger spaces! Do not write out sentences for children to copy or trace over, encourage them to sound out using their phonics. You can complete work into homework books, or take photos and upload onto tapestry. Any questions, please Dojo!

Word wall 1

I

the

my

like

of

to

go

no

Home Learning activities - please read through the following days and complete the activities. Make sure children are using their Fred talk when writing sentences and just remind them to use Fred fingers and finger spaces! Do not write out sentences for children to copy or trace over, encourage them to sound out using their phonics. You can complete work into homework books, or take photos and upload onto tapestry. Any questions, please Dojo!

Word wall 2

he

we

all

was

so

be

me

she

Home Learning activities - please read through the following days and complete the activities. Make sure children are using their Fred talk when writing sentences and just remind them to use Fred fingers and finger spaces! Do not write out sentences for children to copy or trace over, encourage them to sound out using their phonics. You can complete work into homework books, or take photos and upload onto tapestry. Any questions, please Dojo!

Word wall 3



saw

said

put

go

want

do

you

are



Home Learning activities - please read through the following days and complete the activities. Make sure children are using their Fred talk when writing sentences and just remind them to use Fred fingers and finger spaces! Do not write out sentences for children to copy or trace over, encourage them to sound out using their phonics. You can complete work into homework books, or take photos and upload onto tapestry. Any questions, please Dojo!

Word wall 4

call

her

there

your

some

what

old

Practise these red words in and out of order!

When you have learnt to read them all, practise spelling them too!

We will read the red words with you each half term, and when you can read them all, you will get a certificate and your next word wall to learn!

Home Learning activities - please read through the following days and complete the activities. Make sure children are using their Fred talk when writing sentences and just remind them to use Fred fingers and finger spaces! Do not write out sentences for children to copy or trace over, encourage them to sound out using their phonics. You can complete work into homework books, or take photos and upload onto tapestry. Any questions, please Dojo!

List of websites for use:

Topmarks - <https://www.topmarks.co.uk/>

Phonics play - <https://www.phonicsplay.co.uk/freeIndex.htm> - free resources, Phase 2 and Phase 3 (Letters and sounds but mostly equivalent to Read Write Inc)

Twinkl - <https://www.twinkl.co.uk/> - Free printables and powerpoints - click offer code top right, sign up with your details, then enter the code: PARENTSTWINKLHELPS

Youtube – Numberblocks, Cosmic Kids Yoga, 5 a Day, GoNoodle, Just Dance Kids

Education.com - <https://www.education.com/games/> - American age groups, aim for Kindergarten games

Read Write Inc - <https://www.ruthmiskin.com/en/find-out-more/parents/>

Cbeebies games – <https://www.bbc.co.uk/cbeebies/games>

Cbeebies – stories - <https://www.bbc.co.uk/cbeebies/stories> plus bedtime stories - <https://www.bbc.co.uk/cbeebies/shows/bedtime-stories>

Oxford owl - <https://www.oxfordowl.co.uk/for-home/>

Apps –

Teach your Monster to Read

Busy things - <https://www.busythings.co.uk/apps>

BBC Cbeebies storytime – bedtime stories for kids

Class Dojo – Mrs Holmes will be uploading storytime videos throughout the week so keep an eye out on our class story!