

Home Learning activities - please read through the following days and complete the activities. Make sure children are using their Fred talk when writing sentences and just remind them to use Fred fingers and finger spaces! Do not write out sentences for children to copy or trace over, encourage them to sound out using their phonics. You can complete work into homework books, or take photos and upload onto tapestry. Any questions, please Dojo!

<u>Week</u> <u>6</u> <u>11.5.20</u> Day	Reading	Phonics	Name writing	Letter formation	Maths <u>Adding/ subtracting</u>	Red words and writing	<u>Minibeasts</u>	Exercise and yoga	10 activities!
Monday	Read for 15 minutes together. Fill in and sign the reading record book	Practise speed sounds using your sound/alphabet mats. Point to and say each sound in and out of order. Play free phonics games – Phase 2 https://www.phonicsbloom.com/uk/game/list/phonics-games-phase-2 Phase 3 https://www.phonicsbloom.com/uk/game/list/phonics-games-phase-3	Practise writing my full name and the names of my family members	Practise writing curly letters a, c, d, g, o, q, s, e, f	Using 2 different types of fruit, such as apples and oranges, count them out and add them together. How many do you have?	Practise reading and writing the words on your word walls. Check, cover, and write words from word wall 1. Write a sentence including a word.	Sing the Incy Wincy Spider song and make up some actions to go with it. Can you draw a spider and label it?	Choose videos from the links below each day! There are a wide range of choices to choose from on these channels! Joe Wicks – The Body Coach https://www.youtube.com/channel/UCAxW1XT0iEJo0TYlRfn6rYQ Cosmic Kids Yoga Channel https://www.youtube.com/user/CosmicKidsYoga	1. How long can you balance on one leg? 2. Can you find different ways of balancing? 3. Play this minibeasts activity – starter activity and main sessions to complete http://resources.hwb.wales.gov.uk/VTC/minbeasts/eng/Introduction/default.htm
Tuesday	Read for 15 minutes together. Fill in and sign the reading record book	Practise speed sounds using your sound/alphabet mats. Point to and say each sound in and out of order. Play Phonics hangman	Practise writing my full name and the names of my family members	Practise writing robot arm letters b, h, k, m, n, r, p	Using fruit (or other objects such as toys), count out an amount of 6 or more and roll a dice.	Practise reading and writing the words on your word walls. Check, cover, and write words from word wall	Draw a picture with the following amount of minibeasts – 3 ladybirds, 4 butterflies, 2 spiders and 1 bumblebee. How		4. Watch The Very Quiet Cricket by Eric Carle https://www.youtube.com/watch

Home Learning activities - please read through the following days and complete the activities. Make sure children are using their Fred talk when writing sentences and just remind them to use Fred fingers and finger spaces! Do not write out sentences for children to copy or trace over, encourage them to sound out using their phonics. You can complete work into homework books, or take photos and upload onto tapestry. Any questions, please Dojo!






























		https://learn.readwithphonics.com/school/phonics-games/hangman			Take that many away. How many objects/pieces of fruit do you have left? Repeat counting out various amounts. If you don't have a dice, choose a number to subtract.	2. Write a sentence including a word.	many minibeasts are there altogether?		h?v=YdiGEjz5b0Q 5. Watch Come Outside – Spiders https://www.youtube.com/watch?v=UQ2RzDI0vvM 6. How many yellow things can you find in your home?
Wednesday	Read for 15 minutes together. Fill in and sign the reading record book	Practise speed sounds using your sound/alphabet mats. Point to and say each sound in and out of order. Play Phonics hangman https://learn.readwithphonics.com/school/phonics-games/hangman	Practise writing my full name and the names of my family members	Practise writing ladder letters – l, i, j, t, u, y	Set up some plastic bottles or skittles and roll a ball at them. How many did you start with? How many have you knocked down? How many do you have left?	Practise reading and writing the words on your word walls. Check, cover, and write words from word wall 3. Write a sentence including a word.	When you go out for a walk or are in an outdoor space/garden, look for some minibeasts. Can you see any flying? Can you see any on the ground? Can you spot any on leaves? Take photos, write a list or draw pictures of what you find.		7. How many pairs of shoes do you have? Count each pair in 2s. 8. Make a lava lamp using a plastic bottle, water, oil, food colouring drops and sequins. 9. Have an indoor/outdoor scavenger hunt using your toys!
Thursday	Read for 15 minutes together.	Practise speed sounds using your sound/alphabet mats.	Practise writing my full	Practise writing zigzag	Set up a small shop using toys or	Practise reading and writing the	Create a minibeast picture using		

Home Learning activities - please read through the following days and complete the activities. Make sure children are using their Fred talk when writing sentences and just remind them to use Fred fingers and finger spaces! Do not write out sentences for children to copy or trace over, encourage them to sound out using their phonics. You can complete work into homework books, or take photos and upload onto tapestry. Any questions, please Dojo!

	Fill in and sign the reading record book	Point to and say each sound in and out of order. Play matching pictures https://learn.readwithphonics.com/school/phonics-games/picture-matching-easy	name and the names of my family members	letters – v, w, z, x	food. Give each item a price label with a price of up to 10p. Now, imagine that you are having a sale. Can each price go down by 2p?	words on your word walls. Check, cover, and write words from word wall 4. Write a sentence including a word.	fingerprints or handprints in paint.		10. Have a themed dinner night, such as Italian or Mexican night!
Friday	Read for 15 minutes together. Fill in and sign the reading record book	Practise speed sounds using your sound/alphabet mats. Point to and say each sound in and out of order. Play matching pictures https://learn.readwithphonics.com/school/phonics-games/picture-matching-easy	Practise writing my full name and the names of my family members	Practise writing letters – any that need practising from the week	Amy has 5 1p coins in her money box. Her grandad gives her 4 more 1p coins. How many does Amy have altogether? Ask a grown-up to help you find some 1p coins to check your answer. Repeat with different amounts to	Practise reading and writing the words on your word walls. Practise reading all words on all word walls in and out of order. You could have them written out and cut up and read them quickly as flashcards.	Make a snack for a very hungry caterpillar! Write a list of food your caterpillar eats.		

Home Learning activities - please read through the following days and complete the activities. Make sure children are using their Fred talk when writing sentences and just remind them to use Fred fingers and finger spaces! Do not write out sentences for children to copy or trace over, encourage them to sound out using their phonics. You can complete work into homework books, or take photos and upload onto tapestry. Any questions, please Dojo!

					add/subtract with.				
--	--	--	--	--	--------------------	--	--	--	--

z 	j 	e 	c 	i 	m 
ch 	v 	l 	k 	n 	a 
qu 	y 	h 	u 	p 	s 
x 	w 	sh 	b 	g 	d 
ng nk	th 	r 	f 	o 	t 

Home Learning activities - please read through the following days and complete the activities. Make sure children are using their Fred talk when writing sentences and just remind them to use Fred fingers and finger spaces! Do not write out sentences for children to copy or trace over, encourage them to sound out using their phonics. You can complete work into homework books, or take photos and upload onto tapestry. Any questions, please Dojo!

Speed Sounds Set 2

ay  may I play?

ee  what can you see?

igh  fly high

ow  blow the snow


oo  poo at the zoo

oo  look at a book

ar  start the car


or  shut the door


air  that's not fair


ir  whirl and twirl


Speed Sounds Set 3

ea  cup of tea

oi  spoil the boy

ou  shout it out


oy  toy for a boy

a-e  make a cake

i-e  nice smile

o-e  phone home

u-e  huge brute


aw  yawn at dawn

are  care and share

ur  nurse with a purse

er  a better letter

ow  brown cow

ai  snail in the rain

oa  goat in a boat

ew  chew the stew

ire  fire, fire!

ear  hear with your ear

ure  sure it's pure

Home Learning activities - please read through the following days and complete the activities. Make sure children are using their Fred talk when writing sentences and just remind them to use Fred fingers and finger spaces! Do not write out sentences for children to copy or trace over, encourage them to sound out using their phonics. You can complete work into homework books, or take photos and upload onto tapestry. Any questions, please Dojo!

Word wall 1

I

the

my

like

of

to

go

no

Home Learning activities - please read through the following days and complete the activities. Make sure children are using their Fred talk when writing sentences and just remind them to use Fred fingers and finger spaces! Do not write out sentences for children to copy or trace over, encourage them to sound out using their phonics. You can complete work into homework books, or take photos and upload onto tapestry. Any questions, please Dojo!

Word wall 2

he

we

all

was

so

be

me

she

Home Learning activities - please read through the following days and complete the activities. Make sure children are using their Fred talk when writing sentences and just remind them to use Fred fingers and finger spaces! Do not write out sentences for children to copy or trace over, encourage them to sound out using their phonics. You can complete work into homework books, or take photos and upload onto tapestry. Any questions, please Dojo!

Word wall 3



saw

said

put

go

want

do

you

are



Home Learning activities - please read through the following days and complete the activities. Make sure children are using their Fred talk when writing sentences and just remind them to use Fred fingers and finger spaces! Do not write out sentences for children to copy or trace over, encourage them to sound out using their phonics. You can complete work into homework books, or take photos and upload onto tapestry. Any questions, please Dojo!

Word wall 4

call

her

there

your

some

what

old

Practise these red words in and out of order!

When you have learnt to read them all, practise spelling them too!

We will read the red words with you each half term, and when you can read them all, you will get a certificate and your next word wall to learn!

Home Learning activities - please read through the following days and complete the activities. Make sure children are using their Fred talk when writing sentences and just remind them to use Fred fingers and finger spaces! Do not write out sentences for children to copy or trace over, encourage them to sound out using their phonics. You can complete work into homework books, or take photos and upload onto tapestry. Any questions, please Dojo!

List of websites for use:

Topmarks - <https://www.topmarks.co.uk/>

Phonics play - <https://www.phonicsplay.co.uk/freeIndex.htm> - free resources, Phase 2 and Phase 3 (Letters and sounds but mostly equivalent to Read Write Inc)

Twinkl - <https://www.twinkl.co.uk/> - Free printables and powerpoints - click offer code top right, sign up with your details, then enter the code: PARENTSTWINKLHELPS

Youtube – Numberblocks, Cosmic Kids Yoga, 5 a Day, GoNoodle, Just Dance Kids

Education.com - <https://www.education.com/games/> - American age groups, aim for Kindergarten games

Read Write Inc - <https://www.ruthmiskin.com/en/find-out-more/parents/>

Cbeebies games – <https://www.bbc.co.uk/cbeebies/games>

Cbeebies – stories - <https://www.bbc.co.uk/cbeebies/stories> plus bedtime stories - <https://www.bbc.co.uk/cbeebies/shows/bedtime-stories>

Oxford owl - <https://www.oxfordowl.co.uk/for-home/>

Apps –

Teach your Monster to Read

Busy things - <https://www.busythings.co.uk/apps>

BBC Cbeebies storytime – bedtime stories for kids

Class Dojo – Mrs Holmes will be uploading storytime videos throughout the week so keep an eye out on our class story!