


Home Learning activities - please read through the following days and complete the activities. Make sure children are using their Fred talk when writing sentences and just remind them to use Fred fingers and finger spaces! Do not write out sentences for children to copy or trace over, encourage them to sound out using their phonics. You can complete work into homework books, or take photos and upload onto tapestry. Any questions, please Dojo!

Week 5 4.5.20 Day	Reading	Phonics	Name writing	Letter formation	Maths Adding	Red words and writing	Seasons	Exercise and yoga	10 activities!
Monday	Read for 15 minutes together. Fill in and sign the reading record book	Practise speed sounds using your sound/alphabet mats. Point to and say each sound in and out of order. Play free phonics games on the updated phonicsplay website: https://new.phonicsplay.co.uk/ Phase 2 games – links with set 1 sounds Phase 3 games – links with set 2 sounds	Practise writing my full name and the names of my family members	Practise writing letters – u, v, w	Have a coat hanger and clothes pegs. Ask children to count out up to 10 pegs and partition the pegs into 2 parts. For example, 6 can be partitioned into 2, and 4. 2 add 4 equals 6. 	Practise reading and writing the words on your word walls. Look for word wall 2 words in a book. What words did you find? Have word wall 2 to refer to.	Draw or paint an autumn picture. What colours might you see in autumn? What do the trees look like? What colour are the leaves? What animals do you see in autumn?	Choose videos from the links below each day! There are a wide range of choices to choose from on these channels! Joe Wicks – The Body Coach https://www.youtube.com/channel/UCAxW1XT0iEJo0TYIRfn6rYQ Cosmic Kids Yoga Channel https://www.youtube.com/user/CosmicKidsYoga	1. Watch https://www.bbc.co.uk/iplayer/episode/b010q1tq/small-potatoes-4-seasons 2. Play a game about the 4 seasons http://resources.hwb.wales.gov.uk/VTC/foundation/seasons/english/online/index.html 3. Make a paper aeroplane and targets to hit. 4. Sort your recycling into plastic, glass, cardboard and
Tuesday	Read for 15 minutes together. Fill in and sign the reading record book	Practise speed sounds using your sound/alphabet mats. Point to and say each sound in and out of order.	Practise writing my full name and the names of my family members	Practise writing letters – x, y, z	Do you have a board game involving dice? Can you count on from the number you	Practise reading and writing the words on your word walls. Look for word wall 3 words in a book. What	Draw or paint a winter picture. What colours might you see in winter? What do the trees look like? What is the weather like in winter?		

Home Learning activities - please read through the following days and complete the activities. Make sure children are using their Fred talk when writing sentences and just remind them to use Fred fingers and finger spaces! Do not write out sentences for children to copy or trace over, encourage them to sound out using their phonics. You can complete work into homework books, or take photos and upload onto tapestry. Any questions, please Dojo!

		<p>Play free phonics games on the updated phonicsplay website: https://new.phonicsplay.co.uk/</p> <p>Phase 2 games – links with set 1 sounds</p> <p>Phase 3 games – links with set 2 sounds</p>			<p>are on? Try putting the number you roll in your head then count on from your next roll. For example, you roll a 3, put 3 in your head, then roll a 4. Pat your head and say 3, then hold up 4 fingers and count on “4, 5, 6, 7”. Or roll the dice twice and add the numbers together?</p>	<p>words did you find?</p> <p>Have word wall 3 to refer to.</p>	<p>Can you think of any places in the world that is always in the season of winter? What animals live there?</p>		<p>paper. Talk about the materials and how they are different.</p> <p>5. How many blue things can you find in your home?</p> <p>6. Look at various books. What different animals can you find?</p> <p>7. Help make a healthy lunch. What makes it healthy?</p> <p>8. Bake a cake or some cupcake and decorate them. What ingredients do you need?</p> <p>9. Have a member of the family</p>
Wednes day	<p>Read for 15 minutes together. Fill in and sign the reading record book</p>	<p>Practise speed sounds using your sound/alphabet mats. Point to and say each sound in and out of order.</p> <p>Play free phonics games on the updated phonicsplay website:</p>	<p>Practise writing my full name and the names of my family members</p>	<p>Practise writing letters – ng, nk</p>	<p>Think of a number up to 10. Make a tower of that many bricks. Ask your grown up to do the same. How many bricks</p>	<p>Practise reading and writing the words on your word walls.</p> <p>Look for word wall 3 words in a book. What words did you find?</p>	<p>Draw or paint a spring picture. What colours might you see in spring? What do the trees look like? What do you see starting to grow? What animals do you see in spring?</p>		

Home Learning activities - please read through the following days and complete the activities. Make sure children are using their Fred talk when writing sentences and just remind them to use Fred fingers and finger spaces! Do not write out sentences for children to copy or trace over, encourage them to sound out using their phonics. You can complete work into homework books, or take photos and upload onto tapestry. Any questions, please Dojo!

		https://new.phonicsplay.co.uk/ Phase 2 games – links with set 1 sounds Phase 3 games – links with set 2 sounds			do you have each? What if you add your towers together, how many do you have now?	Have word wall 3 to refer to.			blindfolded and take turns giving instructions to get the person safely across the room. For example, put your hands in front of you, 1 step forward, 1 step left, another step left, 2 steps forward... etc. Who gives the best instructions?
Thursday	Read for 15 minutes together. Fill in and sign the reading record book	Practise speed sounds using your sound/alphabet mats. Point to and say each sound in and out of order. Play free phonics games on the updated phonicsplay website: https://new.phonicsplay.co.uk/ Phase 2 games – links with set 1 sounds Phase 3 games – links with set 2 sounds	Practise writing my full name and the names of my family members	Practise writing letters – sh, ch, th	Ask a grown up to put a small number of raisins/grapes (small pieces of food) and a small number of cereal pieces in a bowl. Can you put each in a line and count them? How many do you have of each? How many do you have altogether?	Practise reading and writing the words on your word walls. Look for word wall 4 words in a book. What words did you find? Have word wall 4 to refer to.	Draw or paint a summer picture. What is the weather like in summer? How does it feel? What can you do or where can you go in summer?		10. Be a helpful hippo and help do the washing up or load the dishwasher!
Friday	Read for 15 minutes together.	Practise speed sounds using your sound/alphabet mats.	Practise writing my full	Practise writing letters – any	Draw a picture of a garden.	Practise reading and writing the	Put all your pictures of the seasons together		

Home Learning activities - please read through the following days and complete the activities. Make sure children are using their Fred talk when writing sentences and just remind them to use Fred fingers and finger spaces! Do not write out sentences for children to copy or trace over, encourage them to sound out using their phonics. You can complete work into homework books, or take photos and upload onto tapestry. Any questions, please Dojo!

	Fill in and sign the reading record book	Point to and say each sound in and out of order. Play free phonics games on the updated phonicsplay website: https://new.phonicsplay.co.uk/ Phase 2 games – links with set 1 sounds Phase 3 games – links with set 2 sounds	name and the names of my family members	that need practising from the week	Draw 5 yellow flowers and 4 blue flowers. How many flowers did you draw altogether?	words on your word walls. Write a sentence using a word from word wall 3.	and talk about what you notice. What season is your favourite? Write a sentence about your favourite season, explaining why you like it the most.		
--	--	---	---	------------------------------------	---	--	---	--	--








Home Learning activities - please read through the following days and complete the activities. Make sure children are using their Fred talk when writing sentences and just remind them to use Fred fingers and finger spaces! Do not write out sentences for children to copy or trace over, encourage them to sound out using their phonics. You can complete work into homework books, or take photos and upload onto tapestry. Any questions, please Dojo!

Home Learning activities - please read through the following days and complete the activities. Make sure children are using their Fred talk when writing sentences and just remind them to use Fred fingers and finger spaces! Do not write out sentences for children to copy or trace over, encourage them to sound out using their phonics. You can complete work into homework books, or take photos and upload onto tapestry. Any questions, please Dojo!



Speed Sounds Set 2






ay 	ee 	igh 	ow 	oo 
---	---	--	---	---

oo 	ar 	or 	air 	ir 
---	---	---	--	---

Speed Sounds Set 3

ea 	oi 
--	--

ou 	oy 
---	---

a-e 	i-e 	o-e 	u-e 	aw 
--	--	--	--	---

are 	ur 	er 	ow 	ai 
--	---	---	---	---

oa 	ew 	ire 	ear 	ure 
---	---	--	--	--

Home Learning activities - please read through the following days and complete the activities. Make sure children are using their Fred talk when writing sentences and just remind them to use Fred fingers and finger spaces! Do not write out sentences for children to copy or trace over, encourage them to sound out using their phonics. You can complete work into homework books, or take photos and upload onto tapestry. Any questions, please Dojo!

Word wall 1

I

the

my

like

of

to

go

no

Home Learning activities - please read through the following days and complete the activities. Make sure children are using their Fred talk when writing sentences and just remind them to use Fred fingers and finger spaces! Do not write out sentences for children to copy or trace over, encourage them to sound out using their phonics. You can complete work into homework books, or take photos and upload onto tapestry. Any questions, please Dojo!

Word wall 2

he

we

all

was

so

be

me

she

Home Learning activities - please read through the following days and complete the activities. Make sure children are using their Fred talk when writing sentences and just remind them to use Fred fingers and finger spaces! Do not write out sentences for children to copy or trace over, encourage them to sound out using their phonics. You can complete work into homework books, or take photos and upload onto tapestry. Any questions, please Dojo!

Word wall 3



saw

said

put

go

want

do

you

are



Home Learning activities - please read through the following days and complete the activities. Make sure children are using their Fred talk when writing sentences and just remind them to use Fred fingers and finger spaces! Do not write out sentences for children to copy or trace over, encourage them to sound out using their phonics. You can complete work into homework books, or take photos and upload onto tapestry. Any questions, please Dojo!

Word wall 4

call

her

there

your

some

what

old

Practise these red words in and out of order!

When you have learnt to read them all, practise spelling them too!

We will read the red words with you each half term, and when you can read them all, you will get a certificate and your next word wall to learn!

Home Learning activities - please read through the following days and complete the activities. Make sure children are using their Fred talk when writing sentences and just remind them to use Fred fingers and finger spaces! Do not write out sentences for children to copy or trace over, encourage them to sound out using their phonics. You can complete work into homework books, or take photos and upload onto tapestry. Any questions, please Dojo!

List of websites for use:

Topmarks - <https://www.topmarks.co.uk/>

Phonics play - <https://www.phonicsplay.co.uk/freeIndex.htm> - free resources, Phase 2 and Phase 3 (Letters and sounds but mostly equivalent to Read Write Inc)

Twinkl - <https://www.twinkl.co.uk/> - Free printables and powerpoints - click offer code top right, sign up with your details, then enter the code: PARENTSTWINKLHELPS

Youtube – Numberblocks, Cosmic Kids Yoga, 5 a Day, GoNoodle, Just Dance Kids

Education.com - <https://www.education.com/games/> - American age groups, aim for Kindergarten games

Read Write Inc - <https://www.ruthmiskin.com/en/find-out-more/parents/>

Cbeebies games – <https://www.bbc.co.uk/cbeebies/games>

Cbeebies – stories - <https://www.bbc.co.uk/cbeebies/stories> plus bedtime stories - <https://www.bbc.co.uk/cbeebies/shows/bedtime-stories>

Oxford owl - <https://www.oxfordowl.co.uk/for-home/>

Apps –

Teach your Monster to Read

Busy things - <https://www.busythings.co.uk/apps>

BBC Cbeebies storytime – bedtime stories for kids

Class Dojo – Mrs Holmes will be uploading storytime videos throughout the week so keep an eye out on our class story!