

Home Learning activities - please read through the following days and complete the activities. Make sure children are using their Fred talk when writing sentences and just remind them to use Fred fingers and finger spaces! Do not write out sentences for children to copy or trace over, encourage them to sound out using their phonics. You can complete work into homework books, or take photos and upload onto tapestry. Any questions, please Dojo!

Week 4 27.4.20 Day	Reading	Phonics	Name writing	Letter formation	Maths Capacity	Red words and writing	Dinosaurs	Exercise and yoga	10 activities!
Monday	Read for 15 minutes together. Fill in and sign the reading record book	Practise speed sounds using your sound/alphabet mats. Point to and say each sound in and out of order. Play free phonics games on the updated phonicsplay website: https://new.phonicsplay.co.uk/ Phase 2 games – links with set 1 sounds Phase 3 games – links with set 2 sounds	Practise writing my full name and the names of my family members	Practise writing letters - a, b, c and d	Have a container and ask children to make their container full, nearly full, about half full, nearly empty and empty. Show children how to look at the container and what you notice about the capacity.	Practise reading and writing the words on your word walls. Go on a word hunt using word wall 1 words!	Create a new dinosaur and write some adjectives describing it. Is it scary or friendly? Is it large or little? Is it scaly?	Choose videos from the links below each day! There are a wide range of choices to choose from on these channels! Joe Wicks – The Body Coach https://www.youtube.com/channel/UCAxW1XT0iEJo0TYlRfn6rYQ Cosmic Kids Yoga Channel https://www.youtube.com/user/CosmicKidsYoga	1. Run on the spot for 10 seconds, then 20 seconds, then 30 seconds, up to 1 minute. How do you feel? 2. Watch Andy’s Dinosaur Adventures episodes https://www.bbc.co.uk/iplayer/episodes/b03wh7vl/andys-dinosaur-adventures
Tuesday	Read for 15 minutes together. Fill in and sign the reading record book	Practise speed sounds using your sound/alphabet mats. Point to and say each sound in and out of order.	Practise writing my full name and the names of my family members	Practise writing letters - e, f, g and h	Have various sized containers and ask children to investigate which container	Practise reading and writing the words on your word walls. Hide word wall 2 words and go on a word hunt!	Take a blanket and cushions and sit outside, or look out the window. Looking at the sky, can you see any clouds that look like dinosaurs? You	3. How many red things can you find in your home? 4. How many steps from the	

Home Learning activities - please read through the following days and complete the activities. Make sure children are using their Fred talk when writing sentences and just remind them to use Fred fingers and finger spaces! Do not write out sentences for children to copy or trace over, encourage them to sound out using their phonics. You can complete work into homework books, or take photos and upload onto tapestry. Any questions, please Dojo!

		Play free phonics games on the updated phonicsplay website: https://new.phonicsplay.co.uk/ Phase 2 games – links with set 1 sounds Phase 3 games – links with set 2 sounds			holds the most water. You could do this by using a plastic cup and seeing how many cups it takes to fill each container.		could ask a family member to play with you.		living room to your bedroom? How many steps to walk around your whole home? 5. Organise and tidy your toys and games. 6. Have a costume party! 7. Dress up for dinner. 8. Play I – spy in your house using the first sound in the word. 9. How many words can you think of that rhyme with “cat”?
Wednes day	Read for 15 minutes together. Fill in and sign the reading record book	Practise speed sounds using your sound/alphabet mats. Point to and say each sound in and out of order. Play free phonics games on the updated phonicsplay website: https://new.phonicsplay.co.uk/ Phase 2 games – links with set 1 sounds Phase 3 games – links with set 2 sounds	Practise writing my full name and the names of my family members	Practise writing letters – i, j, k and l	Using a bowl or a cup. How many spoonfuls of water/sand/rice does it take to fill your cup/bowl? What if you use a different size spoon?	Practise reading and writing the words on your word walls. Hide word wall 3 words and go on a word hunt!	Use some playdough to create some dinosaurs! Look at some pictures of dinosaurs to help you. Can you remember some dinosaur names?		10. Read your favourite story and dress up and act as your
Thursda y	Read for 15 minutes together. Fill in and sign the reading	Practise speed sounds using your sound/alphabet mats. Point to and say each sound in and out of order.	Practise writing my full name and the names of	Practise writing letters – m, n, o and p	Using various bowls/pots/pans/spoons /ladels, ask children to make a	Practise reading and writing the words on your word walls.	Make a junk model dinosaur using plastic, bottles, cardboard and other recycling. What do you need		






























Home Learning activities - please read through the following days and complete the activities. Make sure children are using their Fred talk when writing sentences and just remind them to use Fred fingers and finger spaces! Do not write out sentences for children to copy or trace over, encourage them to sound out using their phonics. You can complete work into homework books, or take photos and upload onto tapestry. Any questions, please Dojo!

	record book	<p>Play free phonics games on the updated phonicsplay website: https://new.phonicsplay.co.uk/</p> <p>Phase 2 games – links with set 1 sounds</p> <p>Phase 3 games – links with set 2 sounds</p>	my family members		<p>magic mixture using household ingredients, such as water, rice, flour, salt, food colouring etc. Ask children to measure out the ingredients using different sized spoons and talk about your mixture! How many spoonfuls did you use of flour/rice/water etc.?</p>	<p>Hide word wall 4 words and go on a word hunt!</p>	<p>to make your dinosaur? Paint your dinosaur or used coloured paper to finish it off!</p>		favourite character!
Friday	<p>Read for 15 minutes together. Fill in and sign the reading</p>	<p>Practise speed sounds using your sound/alphabet mats. Point to and say each sound in and out of order.</p>	<p>Practise writing my full name and the names of</p>	<p>Practise writing letters – q, r, s and t</p>	<p>Using different size containers, ask children to estimate how many cups it would</p>	<p>Practise reading and writing the words on your word walls.</p>	<p>Think of your favourite dinosaur. Can you draw it, write its name and label it the parts of your dinosaur?</p>		

Home Learning activities - please read through the following days and complete the activities. Make sure children are using their Fred talk when writing sentences and just remind them to use Fred fingers and finger spaces! Do not write out sentences for children to copy or trace over, encourage them to sound out using their phonics. You can complete work into homework books, or take photos and upload onto tapestry. Any questions, please Dojo!

	record book	<p>Play free phonics games on the updated phonicsplay website: https://new.phonicsplay.co.uk/</p> <p>Phase 2 games – links with set 1 sounds</p> <p>Phase 3 games – links with set 2 sounds</p>	my family members		<p>take to fill them. You could do an example first, such as “I think the pan will take 8 cups of water to fill”, and then test it. Were you right? Were you close? Was it a good estimate? Children to try with different sized containers.</p>				
--	-------------	--	-------------------	--	--	--	--	--	--

Home Learning activities - please read through the following days and complete the activities. Make sure children are using their Fred talk when writing sentences and just remind them to use Fred fingers and finger spaces! Do not write out sentences for children to copy or trace over, encourage them to sound out using their phonics. You can complete work into homework books, or take photos and upload onto tapestry. Any questions, please Dojo!

z 	j 	e 	c 	i 	m 
ch 	v 	l 	k 	n 	a 
qu 	y 	h 	u 	p 	s 
x 	w 	sh 	b 	g 	d 
ng nk	th 	r 	f 	o 	t 

Home Learning activities - please read through the following days and complete the activities. Make sure children are using their Fred talk when writing sentences and just remind them to use Fred fingers and finger spaces! Do not write out sentences for children to copy or trace over, encourage them to sound out using their phonics. You can complete work into homework books, or take photos and upload onto tapestry. Any questions, please Dojo!

Speed Sounds Set 2

ay  may I play?

ee  what can you see?

igh  fly high

ow  blow the snow


oo  poo at the zoo

oo  look at a book

ar  start the car


or  shut the door

air  that's not fair

ir  whirl and twirl

Speed Sounds Set 3

ea  cup of tea

oi  spoil the boy

ou  shout it out

oy  toy for a boy

a-e  make a cake

i-e  nice smile

o-e  phone home

u-e  huge brute

aw  yawn at dawn

are  care and share


ur  nurse with a purse

er  a better letter


ow  brown cow

ai  snail in the rain

oa  goat in a boat

ew  chew the stew

ire  fire, fire!

ear  hear with your ear

ure  sure it's pure

Home Learning activities - please read through the following days and complete the activities. Make sure children are using their Fred talk when writing sentences and just remind them to use Fred fingers and finger spaces! Do not write out sentences for children to copy or trace over, encourage them to sound out using their phonics. You can complete work into homework books, or take photos and upload onto tapestry. Any questions, please Dojo!

Word wall 1

I

the

my

like

of

to

go

no

Home Learning activities - please read through the following days and complete the activities. Make sure children are using their Fred talk when writing sentences and just remind them to use Fred fingers and finger spaces! Do not write out sentences for children to copy or trace over, encourage them to sound out using their phonics. You can complete work into homework books, or take photos and upload onto tapestry. Any questions, please Dojo!

Word wall 2

he

we

all

was

so

be

me

she

Home Learning activities - please read through the following days and complete the activities. Make sure children are using their Fred talk when writing sentences and just remind them to use Fred fingers and finger spaces! Do not write out sentences for children to copy or trace over, encourage them to sound out using their phonics. You can complete work into homework books, or take photos and upload onto tapestry. Any questions, please Dojo!

Word wall 3



saw

said

put

go

want

do

you

are



Home Learning activities - please read through the following days and complete the activities. Make sure children are using their Fred talk when writing sentences and just remind them to use Fred fingers and finger spaces! Do not write out sentences for children to copy or trace over, encourage them to sound out using their phonics. You can complete work into homework books, or take photos and upload onto tapestry. Any questions, please Dojo!

Word wall 4

call

her

there

your

some

what

old

Practise these red words in and out of order!

When you have learnt to read them all, practise spelling them too!

We will read the red words with you each half term, and when you can read them all, you will get a certificate and your next word wall to learn!

Home Learning activities - please read through the following days and complete the activities. Make sure children are using their Fred talk when writing sentences and just remind them to use Fred fingers and finger spaces! Do not write out sentences for children to copy or trace over, encourage them to sound out using their phonics. You can complete work into homework books, or take photos and upload onto tapestry. Any questions, please Dojo!

List of websites for use:

Topmarks - <https://www.topmarks.co.uk/>

Phonics play - <https://www.phonicsplay.co.uk/freeIndex.htm> - free resources, Phase 2 and Phase 3 (Letters and sounds but mostly equivalent to Read Write Inc)

Twinkl - <https://www.twinkl.co.uk/> - Free printables and powerpoints - click offer code top right, sign up with your details, then enter the code: PARENTSTWINKLHELPS

Youtube – Numberblocks, Cosmic Kids Yoga, 5 a Day, GoNoodle, Just Dance Kids

Education.com - <https://www.education.com/games/> - American age groups, aim for Kindergarten games

Read Write Inc - <https://www.ruthmiskin.com/en/find-out-more/parents/>

Cbeebies games – <https://www.bbc.co.uk/cbeebies/games>

Cbeebies – stories - <https://www.bbc.co.uk/cbeebies/stories> plus bedtime stories - <https://www.bbc.co.uk/cbeebies/shows/bedtime-stories>

Oxford owl - <https://www.oxfordowl.co.uk/for-home/>

Apps –

Teach your Monster to Read

Busy things - <https://www.busythings.co.uk/apps>

BBC Cbeebies storytime – bedtime stories for kids

Class Dojo – Mrs Holmes will be uploading storytime videos throughout the week so keep an eye out on our class story!