

Home Learning activities - please read through the following days and complete the activities. Make sure children are using their Fred talk when writing sentences and just remind them to use Fred fingers and finger spaces! Do not write out sentences for children to copy or trace over, encourage them to sound out using their phonics. You can complete work into homework books, or take photos and upload onto tapestry. Any questions, please Dojo!

<b>Week 3 20.4.20 Day</b>	<b>Reading</b>	<b>Phonics</b>	<b>Name writing</b>	<b>Letter formation</b>	<b>Maths</b>	<b>Red words</b>	<b>Mark making/writing</b>	<b>Exercise and yoga</b>	<b>10 activities!</b>
<b>Monday</b>	Read for 15 minutes together. Fill in and sign the reading record book	Practise speed sounds using your sound/alphabet mats. Point to and say each sound in and out of order. Play Phase 2 picture match <a href="https://www.phonicsplay.co.uk/member-only/PictureMatch.html">https://www.phonicsplay.co.uk/member-only/PictureMatch.html</a> Or Phase 3 picture match <a href="https://www.phonicsplay.co.uk/member-only/PictureMatch.html">https://www.phonicsplay.co.uk/member-only/PictureMatch.html</a>	Practise writing my name and the names of my family	Use handwriting repeater to help model handwriting <a href="https://www.ictgames.com/mobilePage/writingRepeater/">https://www.ictgames.com/mobilePage/writingRepeater/</a>  Practise writing letters from the alphabet	Hide numbers 1-20 around the house and go on a number hunt!  Extra challenge – if children can recognise all numbers to 20, search for numbers starting from 20 and work backwards or use numbers above 20.	Practise reading and writing the words on your word walls.  Using word wall 1, choose a word and write it into a sentence.	Design a new toy and label it! What does it do? What is it made of? Can you create it using junk modelling?	Cosmic kids yoga – Peter Cottontail and the Tickly Monkeys  <a href="https://www.youtube.com/watch?v=MEp9euhuu2E">https://www.youtube.com/watch?v=MEp9euhuu2E</a>	1. How many hops can you do in 1 minute?  2. Work with your adult to help make dinner!  3. Make your own junk model using various resources and crafts.  4. Art – paint or draw your family.  5. Make a house for the Three Bears to live in!
<b>Tuesday</b>	Read for 15 minutes together. Fill in and sign the reading	Practise speed sounds using your sound/alphabet mats. Point to and say each sound in and out of order.	Practise writing my name and the names of my family	Use handwriting repeater to help model handwriting	Ask children to be human balance scales. Place an item in each hand	Practise reading and writing the words on your word walls.	Read Goldilocks and the Three Bears. <a href="https://www.youtube.com/watch?v=0oUP2PFoI8">https://www.youtube.com/watch?v=0oUP2PFoI8</a>	Cosmic kids yoga – Spiderman  <a href="https://www.youtube.com/watch?v=fno-IGEMOXk">https://www.youtube.com/watch?v=fno-IGEMOXk</a>	6. Watch some episodes of the Numberblocks on youtube:

Home Learning activities - please read through the following days and complete the activities. Make sure children are using their Fred talk when writing sentences and just remind them to use Fred fingers and finger spaces! Do not write out sentences for children to copy or trace over, encourage them to sound out using their phonics. You can complete work into homework books, or take photos and upload onto tapestry. Any questions, please Dojo!

	record book	Play Phase 2 Buried Treasure <a href="https://www.phonicsplay.co.uk/member-only/BuriedTreasure2.html">https://www.phonicsplay.co.uk/member-only/BuriedTreasure2.html</a> Or Phase 3 Buried Treasure <a href="https://www.phonicsplay.co.uk/member-only/BuriedTreasure2.html">https://www.phonicsplay.co.uk/member-only/BuriedTreasure2.html</a>		<a href="https://www.ictgames.com/mobilePage/writingRepeater/">https://www.ictgames.com/mobilePage/writingRepeater/</a>  Practise writing letters from the alphabet	and ask them to tip to show which item is heavier and which item is lighter. Check on weighing scales to check their estimations. (This can also be done by holding 2 buckets)	Using word wall 1, choose a word and write it into a sentence.	Write a letter from Goldilocks to the Bears apologising for all the things she did!		<a href="https://www.youtube.com/results?sp=mAEB&amp;search_query=numberblocks">https://www.youtube.com/results?sp=mAEB&amp;search_query=numberblocks</a> What did you notice in the episode? What happened?  7. Have a costume party!  8. Build a den and sleep in it for the night!
<b>Wednesday</b>	Read for 15 minutes together. Fill in and sign the reading record book	Practise speed sounds using your sound/alphabet mats. Point to and say each sound in and out of order. Play Tricky Word Trucks <a href="https://www.phonicsplay.co.uk/member-only/TrickyWordTrucks.html">https://www.phonicsplay.co.uk/member-only/TrickyWordTrucks.html</a>	Practise writing my name and the names of my family	Use handwriting repeater to help model handwriting <a href="https://www.ictgames.com/mobilePage/writingRepeater/">https://www.ictgames.com/mobilePage/writingRepeater/</a>  Practise writing letters from the alphabet	Give children an item, for example an apple. Challenge them to find things which feel heavier or lighter than the apple and sort them into sets.	Practise reading and writing the words on your word walls.  Using word wall 1, choose a word and write it into a sentence.	Goldilocks and the Three Bears.  Write a Wanted poster for Goldilocks!	Cosmic kids yoga – Tiny the T-Rex  <a href="https://www.youtube.com/watch?v=rnIDBKD2S78">https://www.youtube.com/watch?v=rnIDBKD2S78</a>	9. Help make some picnic food and have an indoor picnic. Put on some nature music in the background!  10. Create an indoor/outdoor scavenger hunt, eg. Find something blue, find something red, find



Home Learning activities - please read through the following days and complete the activities. Make sure children are using their Fred talk when writing sentences and just remind them to use Fred fingers and finger spaces! Do not write out sentences for children to copy or trace over, encourage them to sound out using their phonics. You can complete work into homework books, or take photos and upload onto tapestry. Any questions, please Dojo!

<b>Thursday</b>	Read for 15 minutes together. Fill in and sign the reading record book	Practise speed sounds using your sound/alphabet mats. Point to and say each sound in and out of order. Play Flashcards <a href="https://www.phonicsplay.co.uk/member-only/Flashcards.html">https://www.phonicsplay.co.uk/member-only/Flashcards.html</a>	Practise writing my name and the names of my family	Use handwriting repeater to help model handwriting <a href="https://www.ictgames.com/mobilePage/writingRepeater/">https://www.ictgames.com/mobilePage/writingRepeater/</a>  Practise writing letters from the alphabet	Using a bucket with a strong elastic band, tie the elastic band to the bucket handle. Ask children to hold the elastic band and watch how far it stretches when they add an item to the bucket. What do they notice about the elastic band when they add a heavy or light item?	Practise reading and writing the words on your word walls.  Hide word wall words around the house and go on a word hunt.	Goldilocks and the Three Bears.  Write a party invitation from the Three Bears to Goldilocks	Cosmic kids yoga – Pokemon  <a href="https://www.youtube.com/watch?v=tbCjkPlsaes">https://www.youtube.com/watch?v=tbCjkPlsaes</a>	something that bends etc.
<b>Friday</b>	Read for 15 minutes together. Fill in and sign the reading record book	Practise speed sounds using your sound/alphabet mats. Point to and say each sound in and out of order. Play Rocket Rescue Phase 2	Practise writing my name and the names of my family	Use handwriting repeater to help model handwriting <a href="https://www.ictgames.com/mobilePage/writingRepeater/">https://www.ictgames.com/mobilePage/writingRepeater/</a>	Using weighing scales and playdough, roll different size playdough	Practise reading and writing the words on your word walls.  Look for red words in your reading books!	Goldilocks and the Three Bears.  Write about your favourite part of the story!	Cosmic kids yoga – We're Going on a Bear Hunt  <a href="https://www.youtube.com/watch?v=KAT5NiWHFIU">https://www.youtube.com/watch?v=KAT5NiWHFIU</a>	

Home Learning activities - please read through the following days and complete the activities. Make sure children are using their Fred talk when writing sentences and just remind them to use Fred fingers and finger spaces! Do not write out sentences for children to copy or trace over, encourage them to sound out using their phonics. You can complete work into homework books, or take photos and upload onto tapestry. Any questions, please Dojo!

		<a href="https://www.phonicsplay.co.uk/member-only/Ph2RocketRescue.html">https://www.phonicsplay.co.uk/member-only/Ph2RocketRescue.html</a> Or Phase 3 <a href="https://www.phonicsplay.co.uk/member-only/Ph3RocketRescue.html">https://www.phonicsplay.co.uk/member-only/Ph3RocketRescue.html</a>		<a href="#">e/writingRep eater/</a>  Practise writing letters from the alphabet	balls and weigh them.	How many can you find?			
--	--	--	--	---	-----------------------	------------------------	--	--	--


Home Learning activities - please read through the following days and complete the activities. Make sure children are using their Fred talk when writing sentences and just remind them to use Fred fingers and finger spaces! Do not write out sentences for children to copy or trace over, encourage them to sound out using their phonics. You can complete work into homework books, or take photos and upload onto tapestry. Any questions, please Dojo!

m	i	c	e	j	z
a	n	k	l	v	ch
s	p	u	h	y	qu
d	g	b	sh	w	x
t	o	f	r	th	ng nk

Home Learning activities - please read through the following days and complete the activities. Make sure children are using their Fred talk when writing sentences and just remind them to use Fred fingers and finger spaces! Do not write out sentences for children to copy or trace over, encourage them to sound out using their phonics. You can complete work into homework books, or take photos and upload onto tapestry. Any questions, please Dojo!

## Speed Sounds Set 2

ay



may I play?

ee




what can you see?

igh



fly high

ow



blow the snow

oo



poo at the zoo

oo




look at a book

ar



start the car

or




shut the door

air



that's not fair

ir



whirl and twirl

## Speed Sounds Set 3

ea



cup of tea

oi




spoil the boy

ou



shout it out

oy



toy for a boy

a-e




make a cake

i-e



nice smile

o-e



phone home

u-e



huge brute

aw



yawn at dawn

are




care and share

ur



nurse with a purse

er



a better letter

ow




brown cow

ai




snail in the rain

oa



goat in a boat

ew




chew the stew

ire



fire, fire!

ear



hear with your ear

ure



sure it's pure



Home Learning activities - please read through the following days and complete the activities. Make sure children are using their Fred talk when writing sentences and just remind them to use Fred fingers and finger spaces! Do not write out sentences for children to copy or trace over, encourage them to sound out using their phonics. You can complete work into homework books, or take photos and upload onto tapestry. Any questions, please Dojo!

## Word wall 1

I

the

my

like

of

to

go

no

Home Learning activities - please read through the following days and complete the activities. Make sure children are using their Fred talk when writing sentences and just remind them to use Fred fingers and finger spaces! Do not write out sentences for children to copy or trace over, encourage them to sound out using their phonics. You can complete work into homework books, or take photos and upload onto tapestry. Any questions, please Dojo!

## Word wall 2

he

we

all

was

so

be

me

she



Home Learning activities - please read through the following days and complete the activities. Make sure children are using their Fred talk when writing sentences and just remind them to use Fred fingers and finger spaces! Do not write out sentences for children to copy or trace over, encourage them to sound out using their phonics. You can complete work into homework books, or take photos and upload onto tapestry. Any questions, please Dojo!

## Word wall 3



saw

said

put

go

want

do

you

are



Home Learning activities - please read through the following days and complete the activities. Make sure children are using their Fred talk when writing sentences and just remind them to use Fred fingers and finger spaces! Do not write out sentences for children to copy or trace over, encourage them to sound out using their phonics. You can complete work into homework books, or take photos and upload onto tapestry. Any questions, please Dojo!

## Word wall 4

call

her

there

your

some

what

old

Practise these red words in and out of order!

When you have learnt to read them all, practise spelling them too!

We will read the red words with you each half term, and when you can read them all, you will get a certificate and your next word wall to learn!

Home Learning activities - please read through the following days and complete the activities. Make sure children are using their Fred talk when writing sentences and just remind them to use Fred fingers and finger spaces! Do not write out sentences for children to copy or trace over, encourage them to sound out using their phonics. You can complete work into homework books, or take photos and upload onto tapestry. Any questions, please Dojo!

### **List of websites for use:**

Topmarks - <https://www.topmarks.co.uk/>

Phonics play - <https://www.phonicsplay.co.uk/freeIndex.htm> - free resources, Phase 2 and Phase 3 (Letters and sounds but mostly equivalent to Read Write Inc)

Twinkl - <https://www.twinkl.co.uk/> - Free printables and powerpoints - click offer code top right, sign up with your details, then enter the code: PARENTSTWINKLHELPS

Youtube – Numberblocks, Cosmic Kids Yoga, 5 a Day, GoNoodle, Just Dance Kids

Education.com - <https://www.education.com/games/> - American age groups, aim for Kindergarten games

Read Write Inc - <https://www.ruthmiskin.com/en/find-out-more/parents/>

Cbeebies games – <https://www.bbc.co.uk/cbeebies/games>

Cbeebies – stories - <https://www.bbc.co.uk/cbeebies/stories> plus bedtime stories - <https://www.bbc.co.uk/cbeebies/shows/bedtime-stories>

Oxford owl - <https://www.oxfordowl.co.uk/for-home/>

### **Apps –**

Teach your Monster to Read

Busy things - <https://www.busythings.co.uk/apps>

BBC Cbeebies storytime – bedtime stories for kids

Class Dojo – Mrs Holmes will be uploading storytime videos throughout the week so keep an eye out on our class story!